



MINI-ENGLISH PROGRAM

SATRESIRIKET SCHOOL

Project

Scented Candle

Submitted to:

Mr. Pongwit Maronee

Submitted by:

Pooripat Tao-am No. 2

Apinun Chaisri No.3

Yanisa Chanabutr No.10

Amelia Boonmeesrisook No.14

Pornparima Jaratdamrongnit No.17

Class: 5/15

DATE SUBMITTED:

March 9, 2021

คำนำ

This report is prepared as a part of IS class 5/15 in order to obtain a sufficient education on scented candles and to study comprehensively for the benefit of learning.

The organizer hopes that this report will be useful to readers or students looking for information on it. If there are any suggestions or errors the author humbly accepts and apologizes here as well.

ผู้จัดทำ กลุ่มเทียนหอม

สารบัญ

บทที่1

บทที่2

บทที่3

บทที่4

บทที่5

Chapter 1

Introduction

Origin and importance

There is excellent industrial progress at present. And each type of mosquito repellent uses no different chemicals. Including deodorant spray and deodorant. These chemicals are dangerous to many in the long run. Such as cancer, for example, so my group has come to research mosquito repellent candles and scented candles that help you relax. To use natural objects and the least harmful to the body. And help in relaxation as well.

The purpose of the project

The aim of the study

The objectives of this project are as follows:

1. To study and learn about scented candles for use in daily life.
2. To promote the study and research of how to make scented candles
3. To give students the attitude and value in learning
4. To have an initiative to propose and produce products with their own knowledge.
5. Project participants have knowledge and understanding. Gain experience in making scented candles

Scope of Education Project

- 1) To study the efficacy of each type of scent
- 2) Study and evaluate scents and scented candles

Expected benefits

- 1) To study and learn about scented candles for use in daily life.
- 2) How to make scented candles is a process that is not complicated. Can do it yourself the materials used to make it are easy to find.
- 3) The production from natural.

1. Study period

The duration of the study is August 2563 - February 2564.

2. The Variable

4.1 Independent variable

Scented candles

4.2 Dependent variable

Scent performance

4.3 Controlled variable

Smell quantity

Chapter 2

Reference document

In this self-research study, my group Documents used in this study on scented candles have the following topics and details

The addition of fragrance to a candle formulation is a common practice in the United States. In fact, an estimated 75 to 80 percent of candles sold in the U.S. are scented. Candle manufacturers work closely with fragrance companies to develop scented formulations that are not only pleasing but will burn safely and properly.

The aroma from a lighted scented candle is released through the evaporation of the fragrance from the hot wax pool and from the solid candle itself. Like unscented candles, properly-formulated scented candles will primarily produce water vapor and carbon dioxide when burned. The only difference is that a fragrance is also released with a scented candle.

fragrance-2

Most scented candles contain a combination of natural and synthetic fragrances. These fragrance materials may be derived from essential oils or from synthetic aroma chemicals. A well-made candle will contain only fragrance materials approved for candle use; the addition of fragrance to a candle formulation should be carefully monitored to ensure that the candle will burn cleanly and properly.

The benefit of scented candles

- 1) Helps to relax
- 2) Create a romantic atmosphere like dinner time, dating
- 3) Can be a decoration for your house

Vanilla scent candles

Vanilla candles are scented with real or synthetic vanilla fragrance. The scent of a burning vanilla candle is reminiscent of baking or of fresh, hot cookies, since vanilla extract is a commonly used baking ingredient. Scented candles can be made in any formulation, including paraffin, soy wax, beeswax, or tallow. The wax chosen for the candle is melted, and then the vanilla scent is added. Most vanilla candles are made from synthetic vanilla fragrance, but vanilla beans or extract can be used as well.

The benefit of Vanilla scent Candle

Vanilla is a very popular scent. With a soft sweet scent Comes complete Help reduce stressful air Relax Or people who like to eat snacks but are afraid of getting fat So that I can smell it so I want to go away. Lemongrass scent candles

This scent has strong citrus and zesty notes and is one of our most popular scents due to how refreshing it is! Lemongrass is perfect for any spot in your home, especially in your kitchen to mask any unwanted odors after cooking!

The benefit of lemongrass scent Candle

- 1) It has antifungal properties
- 2) It has anti-inflammatory properties

Cherry Blossom scent candles

In Japan, cherry blossoms are more than beautiful flowering trees. Every spring the blooming of the cherry trees is considered an event that is long anticipated and eagerly celebrated. Symbolizing the arrival of spring, cherry trees also represent renewal, new beginnings, and the preciousness of each moment. The air fills with a beautiful fragrance celebrating the profound beauty of this much-revered flower, blended with succulent cherries, and soft powder.

The benefit of Cherry Blossom scent Candle

A strong, very unusual cleansing scent. Pure & pleasing. Aromatherapy benefits: Purifying, centering, calming & restoring.

English Oak & Hazelnut scent candles

Our English Oak & Hazelnut Fragrance Oil is similar in style to an iconic man's aftershave. The fragrance has a woody and spicy aroma with notes of fresh oak, earthy hazelnut and sweet cedar wood. This product is produced by Supplies for Candles to deliver a scent reminiscent to a popular perfume scent

The benefit of English Oak & Hazelnut scent Candle

Helps to relax with a mild scent.

Peach scent candles

Peach kernel oil is an incredibly light textured oil, with a clear to slightly orange tint, and a delicate aromatic smell. These are precisely what makes it such wonderful oil. Its lightness lets it absorb easily into the skin without leaving a greasy feeling behind, and its delicate smell makes it an excellent base to combine with other ingredients to make essential oil serums, shampoos, moisturizers, and massage oils.

The benefit of Peach scent candles scent Candle

Our Peach fragrance is the uplifting scent of fresh, juicy peaches. Just like the real thing. A wonderfully vibrant and delectably sweet fragrance!

Peppermint scent candles

This Merry Mint scented candle is a refreshing minty aroma. Peppermint and Spearmint pure essential oils are blended for a strong minty scent - perfect for burning in your living room, kitchen or bathroom while hosting guests! CANDLE DESCRIPTION *Net Wt 8oz *100% pure soy wax derived from USA-grown soybeans *Scented with therapeutic grade 100% pure essential oils of Peppermint and Spearmint * Eco-friendly lead-free cotton wick *Reusable glass jar with silver lid *Burn time is up to 65 hours *Free of synthetic fragrance, paraffin, artificial dyes, carcinogens, or chemical

The benefit of Peppermint scent candles scent Candle

Our Peppermint fragrance is a bright, refreshing, cool, minty-sweet scent. A fresh air refuge.

Citronella scent candles

Candles made of Citronella oil work effectively to repel mosquitoes and insects when burned in the immediate area. The scent of the citronella oil in the tea light candles when heated releases the odors into the air and acts as a smokescreen to disguise the human scent as a host to the insects.

The benefit of Citronella scent candles scent Candle

- 1) As an insect repellent.
- 2) As an antifungal agent.
- 3) To treat parasitic infections.
- 4) To promote wound healing.
- 5) To lift mood or fight fatigue.
- 6) In perfumes or as a flavor additive in food.

Chapter 3

How to work on the project

How to work on the project

In the preparation of computer projects, the development of educational materials for the project manager has methods of working the project. Follow the steps as follows

3.1 Materials, equipment, tools or programs for development

3.1.1 Web size used for communication www.facebook.com, www.hotmail.com

3.2 Project implementation procedures

3.2.1 Thinking of project topics to present teachers to the project consultants.

3.2.2 Studying and researching information related to the topic of interest, namely the content of the herbal soap. And how much more research do you need to study from different web sizes and keep the information for creating content

3.2.3 Study on making scented candles from various documents and websites. Offering techniques and methods for making scented candles

3.2.4 Prepare a computer project outline to present to the project consultant teacher.

3.2.5 Practice creating a scented candle project and presenting the progress report from time to time in which the teacher counselor will give suggestions. To continue creating interesting content and presentations, however, when receiving advice, it will be improved. Make it better

3.2.6 Prepare computer project report documents.

3.2.7 Presentation

3.3 Scented candle making equipment and ingredients

Equipment

-Supplies

-Containers/jars

-Essential oils

-Wick-centering tool

-Soy wax

-Colors

-*Candle wicks -make sure the wick is taller than your container!

-Something to stir wax with like an orangewood stick

3.4 The process of making scented candles

3.4.1. Center and attach your wick in containers




3.4.2. Melt the wax in your glass measuring cup



3.4.3. Add essential oils to the soy wax and putting some color



3.4.4. Pour soy wax into the container and let the wax harden.



3.4.5. Trim the wick



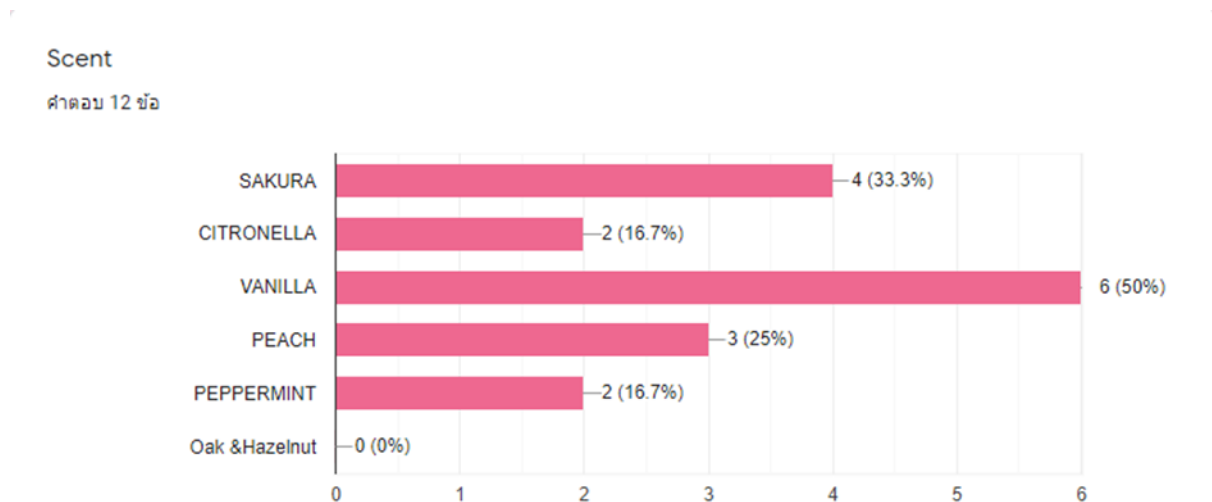
Lesson 4

Research results

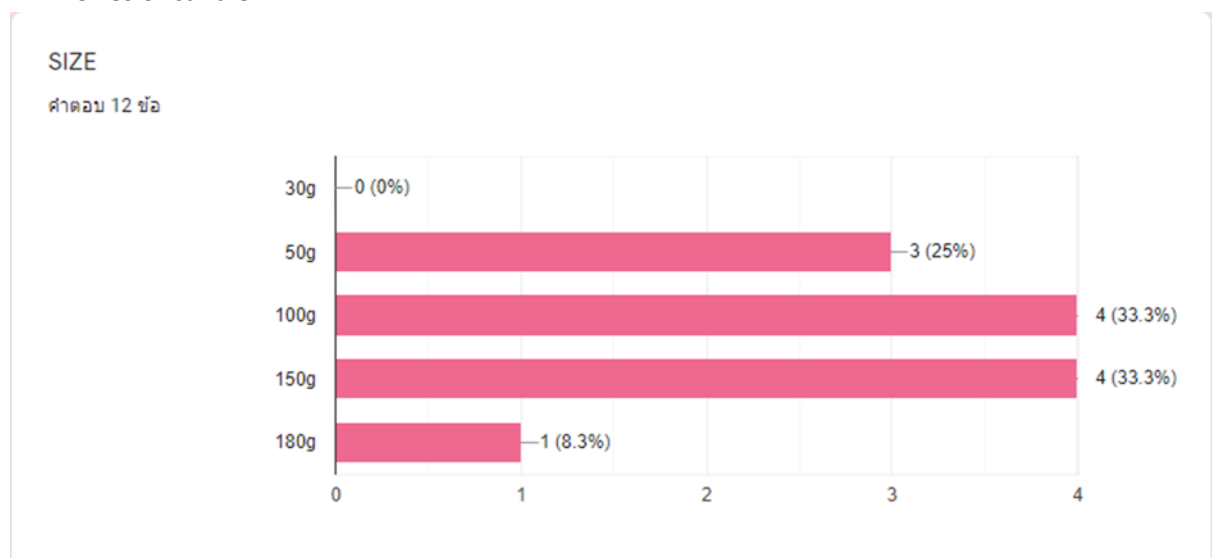
From researching, research, and developing projects on making scented candles Went to trial with a sample group to measure the effectiveness of the work which consists of

4.1 Student students Secondary school level 5/15, 20 students to express their opinions by responding to the 3 assessment form.

4.1.1 Scent of candles



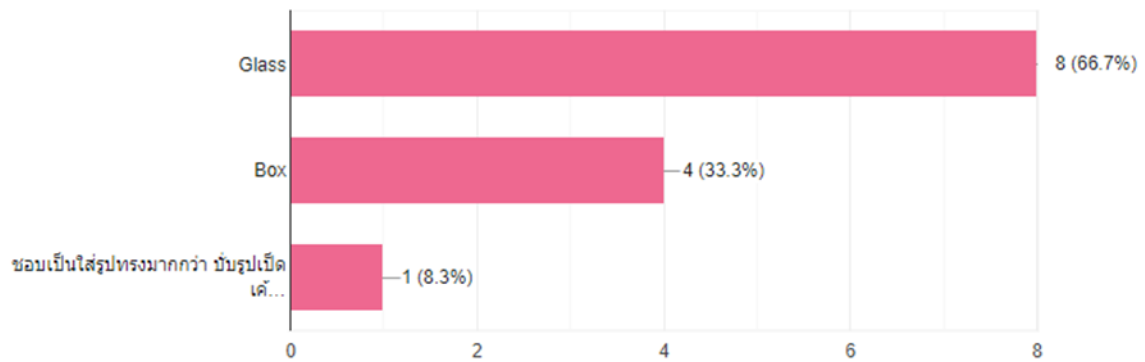
4.1.2 Sizes of candle



4.1.3 Shape of candles

Shape

คำตอบ 12 ข้อ



4.2 From the preliminary information, high school 5/58 students like vanilla and from the second region. Have the same amount Most students liked the shape of the candle.

Chapter 5

Performance summary and recommendations

Performance summary and recommendations

In the preparation of computer projects the development of educational materials Scented candles the results of operations and recommendations can be summarized as follows.

5.1 Project work

5.1.1 Project objectives

5.1.1.1. The purpose of the project

The aim of the study

The objectives of this project are as follows:

1. To study and learn about scented candles for use in daily life.
2. To promote the study and research of how to make scented candles
3. To give students the attitude and value in learning
4. To have an initiative to propose and produce products with their own knowledge.
5. Project participants have knowledge and understanding. Gain experience in making scented candles

5.2 Materials, equipment, tools or programs used in development

- 1 Materials, equipment, tools or programs for development
- 2 Web size used for communication www.facebook.com, www.hotmail.com
- 3 computer Ready to connect to the Internet

5.3 Summary of operating results

Scented candles can help deodorize. Provide relaxation can be a home decoration From the Friends Survey 5/15 like the smell of vanilla. And a 120g glass packaging. From the work of friends likes and good feedback